

HMF 1610K-RCS

The HMF 1610K-RCS is a versatile crane with up to 6 extensions to fit your lifting needs.



Main benefits

- Excellent lift-to-weight ratio
- Intuitive operation thanks to assistance systems
- Automatic load-dependent stability system

A strong crane with high lift-to-weight ratio

The HMF 1610K-RCS comes with a wide variety of options and many economic benefits for you as a crane owner. The low tare weight and reduced space requirements of the crane not only provide one of the best lift-to-weight ratios on the market, but also ensure full utilization of the truck body.

Furthermore, the internal hose routing and the service-friendly design of the crane provide for a long lifespan of your crane, low maintenance, and minimization of the cost of ownership.

Why choose a 1610K?

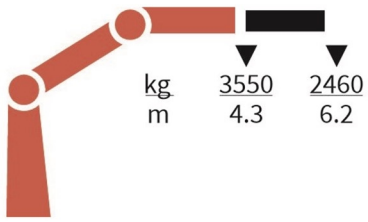
- A versatile crane suitable for a wide variety of tasks.
- Great manoeuvrability through smooth and fast operation in difficult conditions.

PERFORMANCE	1610-K1	1610-K2	1610-K3	1610-K4	1610-K5	1610-K6
Load Moment (tm)	15,3	14,8	14,3	13,9	13,6	13,2
Hydraulic reach (m)	6,3	8,4	10,5	12,8	15	17,3
Weight excl. stabilizers (Kg)	1310	1450	1590	1725	1845	1940
Weight of stabilizers, standard (Kg)	200	200	200	200	200	200
Lift-to-weight ratio	10,1	9	8	7,2	6,7	6,2
Slewing Angle (°)	400	400	400	400	400	400
Slewing torque (kgm)	1795	1795	1795	1795	1795	1795
Working pressure (bar)	365	365	365	365	365	365
GEOMETRY						
Height above mounting surface (mm)	2250	2250	2250	2250	2250	2250
Width, folded, standard (mm)	2500	2500	2500	2500	2500	2500
Length of crane, no extra valves (mm)	830	830	830	830	830	830

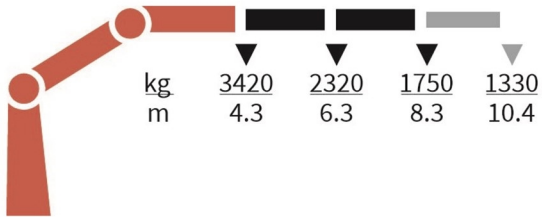
Lifting Capacity



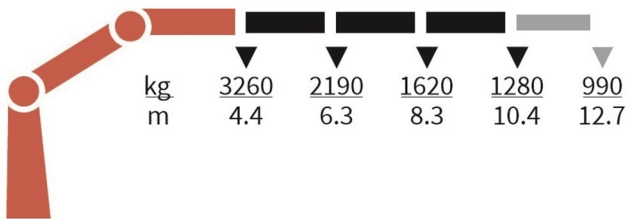
1610-K1-RCS



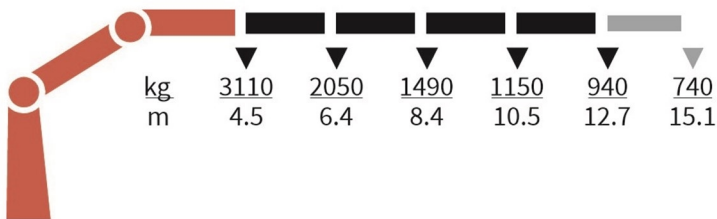
1610-K2-RCS



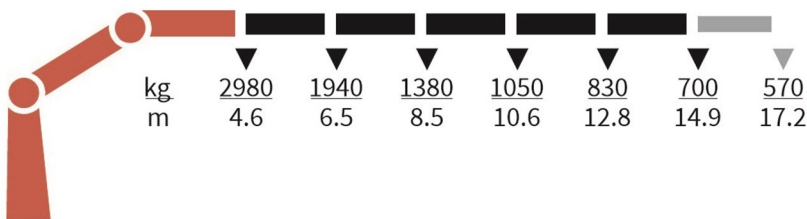
1610-K3-RCS



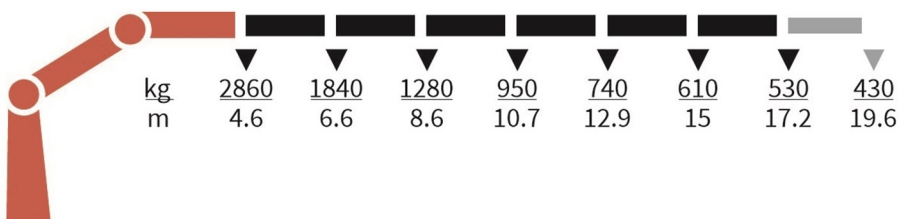
1610-K4-RCS



1610-K5-RCS



1610-K6-RCS



Basics and options

Basics

HMF 1610K-RCS

Electronic speed adaptation, HDL-d
Slew braking control
Progressive crane control
Priority flow control
Single power plus link arm system
Proportional control valve PVG 32
Internal hose routing
Environmentally friendly quality coating
RCL safety system

Options

Control stations
Top seat RC
Heated seat
High stand flexible
Control systems
Radio remote control Maxi
Radio remote control Mini
Radio remote control with Power display
Extra digital outputs
Electrical options
Spotlight
Voltage
HMF Connect
Extra valves
Extra valves in hose guides
Extra valves in hose guides, raised
Extra valves in hose reels, internally led
Multi-coupling
Hydraulic hoist
Full hoist preparation
Hydraulic hoist 1500
Hydraulic hoist 2500
2-part snatch block
Hydraulics
Ball valve for tank
Oil cooler, medium
Oil cooler, large
4 manually controlled available stabilizer functions
2 manually controlled available stabilizer functions
1-4 available radio remote-controlled functions
Hydraulic functions for separate traverse
3rd extra valve
Biodegradable oil
Oil tank 90 l mounted on the crane
Radio remote control of stabilizer beams and stabilizer legs on crane
Temperature monitoring
Mechanical options
Manual extension
Hook for manual extension
Crane orientation
Shielding of load-holding valve

Shielding of jib cylinder
Mounting bolt kit
Fittings for mounting bolt kits
Stability and safety
Electronic vehicle stability - EVS
AutoSwitch
Cylinder limitation
2-section Cylinder and beam limitation
2CYBEL-I
Limitation of working area – horizontal
Cabin anti-crash
2-stage load moment limitation
Preparation for alternative stability system
Stabilizer duty control
Alarm flash on stabilizer legs
Calibration bypass
Light tower
High stand safety system - quadrant
Quadrant operator protection system
Beam and height warning
Beam and park warning
Stabilizer leg warning
Stabilizer beams and legs
Hydraulic stabilizer beams 4.6 m - 6.5 m
Hydraulic swing-up stabilizer legs
Manual swing-up stabilizer legs with gas spring
Manual swing-up stabilizer legs
Fixed vertical stabilizer legs
Fixed vertical stabilizer legs, long
Footplate with ball joint
Footplate extended
Manual stabilizer beams 4.6 m - 5.6 m
Colours
RAL colors